

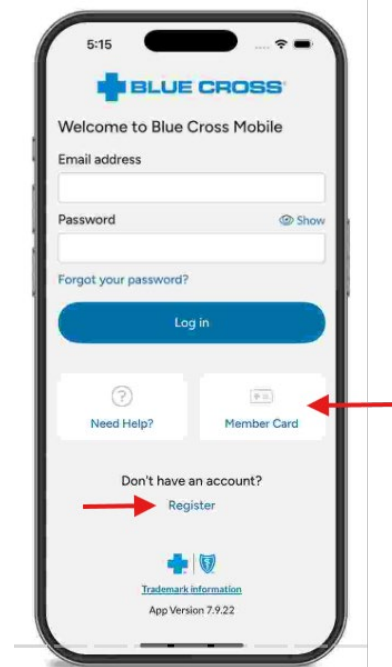


Accessing your Member Card – Medavie Blue Cross App

Download it for iOS and Android devices



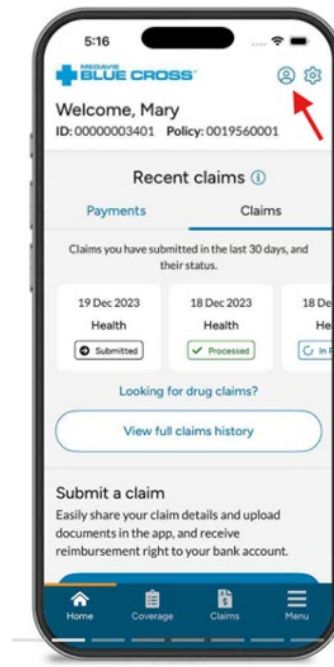
Download the Medavie Blue Cross app to your device.



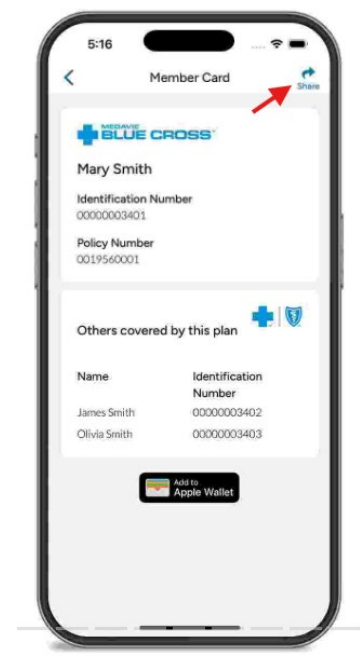
If you have not yet registered for the member services site, you may register by clicking the “Register” button on the app main screen.

Login using your email address and password.

If you have logged in previously, you can click “Member Card” on the homepage to see the card immediately.



Once logged in, click this icon in the top right corner. Then select “Member Card” to view your card.



Your member card will show your policy information, as well as spouse/dependent name(s) and identification numbers.

You can share your member card with other family members using the “Share” icon in the top right corner of the screen.


Accessing your Member Card – Medavie Blue Cross Secure Site

1

Go to the [Medavie Blue Cross Member Services Webpage](#) to login. If you do not have a login and password, you may click on “Register” to set up your member services account.

Welcome to Member Services

Log in to see your account information, check your coverage and see what's happening with your claims.



Login

Email

Password [Show](#)

[Forgot your password?](#)

[Login](#)

[Are you having trouble logging in?](#)

Don't have an account?

Creating your account is quick and easy! Once you've registered, you'll have access to:

- Submit your claims online
- Review your coverage and benefit details
- See your claims history
- And much more!

[Register](#)

2

Welcome, Jaime

ID: 00000004001 Policy: 0016553001 [Manage my account >](#)

[Submit a Claim](#) [Member Card](#) [Benefits Booklet \(PDF\)](#) [Latest Updates](#)

On the homepage, click “Member Card” at the top of the page.

3

[Print or download card](#) [Email card](#)

You can now view your member card with policy information, as well as use options to print, download and send the card to other family members.